

**Party  
Smart**



# Houston Museum Of Natural Science

## Birthday Party Information Packet

### Hermann Park Location

#### This Packet Includes

- ❖ The Basics
  - \* [Party Options at HMNS](#)
  - \* [Your Party Includes](#)
  - \* [Upgrades](#)
  - \* [Accessibility Options](#)
- ❖ How It Works
  - \* [Party Themes](#)
  - \* [To Book Your Party](#)
  - \* [What We Provide](#)
  - \* [Finalizing Your Party](#)
- ❖ Party Room Set-Up
  - \* [The Party Rooms](#)
  - \* [What to Bring/Not to Bring](#)
  - \* [Parking Information](#)
- ❖ Pre-Planning Party Tips
  - \* [Finalizing Your Party](#)
  - \* [Parking Map of the Hermann Park area](#)
- ❖ Party Room Set-Up
  - \* [The Party Rooms](#)
  - \* [What to Bring/Not to Bring](#)
  - \* [Parking Information](#)
- ❖ It's Party Time!
  - \* [Party Family Arrival](#)
  - \* [Guest Arrival](#)
  - \* [Party Timeline](#)
- ❖ Post-Party Information
  - \* [Survey](#)



#### Interested in Membership?

- ❖ Any level of membership qualifies for a discount on our classroom birthday parties at HMNS!
- ❖ Some party options are exclusive to members or certain levels of membership.
- ❖ Additional member benefits to exhibits and events throughout the year, not to mention [Summer Camps](#) at HMNS!
- ❖ Visit our [membership](#) page for more information.

# The Basics

## Party Options

- ❖ Classroom Price                      Member/Non
- \* **Small Party**.....\$350/\$475  
up to 30 people in single classroom
- \* **Large Party**.....\$550/\$675  
up to 75 people in double classroom
  
- ❖ Deluxe – Members Only
- \* **Small Party**.....\$800  
up to 50 people on half the Overlook
  - Family level of membership and above only
- \* **Large Party**.....\$1200  
up to 75 people on entire Overlook
  - Discoverer Members and above only



Parties at Hermann Park can be booked from **9 – 11am, 12 – 2pm, and 3 – 5pm.**

All birthday parties are a maximum of 2 hours with access to the [permanent exhibit halls](#) for you and your guests the day of your party.

## Your Party Includes

- ❖ Private party space for you and your guests.
- ❖ Age appropriate, theme-specific activity.
- ❖ Designated, museum-staffed party facilitator.
- ❖ Exploration tour or Burke Baker Planetarium show.
- ❖ Complimentary parking passes for up to 2 cars in the museum garage.
- ❖ Access to the [permanent exhibit halls](#) for you and your guests.
- ❖ Sensory friendly options.
- ❖ Options for upgrades.
- ❖ Museum staff will handle the clean-up, so you don't have to!



## Selection of Upgrades

**\*\*Upgrades are subject to availability\*\***

**NO OUTSIDE VENDORS PLEASE**

- ❖ Burke Baker Planetarium.....up to 30 people \$150  
up to 75 people \$375
- ❖ Expedition Center mission.....\$275
- ❖ Butterfly Release (*Hermann Park location only*).....\$250
- ❖ Live Animal presentation.....\$275
- ❖ Dinosaur Discovery presentation.....\$275
- ❖ Live Insect presentation.....\$275
- ❖ Space: Going the Distance! presentation.....\$175
- ❖ Chemistry presentation.....\$275
- ❖ Wortham Giant Screen film.....up to 30 people \$180  
up to 75 people \$450
- ❖ Face painter.....\$250
- ❖ Balloon artist.....\$225
- ❖ T Rex Meet & Greet (*Hermann Park location only*).....\$450
- ❖ Baby Dino Encounter(*Hermann Park location only*).....\$225

*Some upgrades are not available at the Sugar Land location.*

For a full list of upgrade options, availabilities, and more information, visit our website [here](#).



## Accessibility Options

- ❖ Pre-visit [Exploration Planner](#)
- ❖ [Sensory Guide](#)
- ❖ Access HMNS app for both [Android](#) and [Apple](#)
- ❖ [Visual vocabulary cards](#)
- ❖ All or part of our [sensory backpacks](#)
  - \* Up to 15 currently available
- ❖ Elimination of balloons
- ❖ Modification of activity
- ❖ Modification of lighting in the party room
- ❖ Separate decompression space available

If any of your party would like accessibility accommodations, please let us know at booking.

Visit our website for more information at [hmns.org/accessibility](http://hmns.org/accessibility)

**PARTY @ MARTY**



# How it Works

## Party Themes to Choose From



	<u>Dinosaur</u>	<u>Insects and Butterflies</u>	<u>Space/ Astronomy</u>	<u>Science Explorers</u>	<u>Egypt</u>
Age 1 - 3	<ul style="list-style-type: none"> <li>❖ Personal reading of <i>Dino Dave</i>.</li> <li>❖ Tour our massive Paleontology hall.</li> <li>❖ Create your very own dino footprint.</li> </ul>	<ul style="list-style-type: none"> <li>❖ Personal reading of <i>Bug Zoo</i>.</li> <li>❖ Create your own caterpillar.</li> <li>❖ Visit the Cockrell Butterfly Center.</li> </ul>	<ul style="list-style-type: none"> <li>❖ Personal reading of <i>Mae Among the Stars</i>.</li> <li>❖ Burke Baker Planetarium viewing.</li> <li>❖ Planetary marbling activity.</li> </ul>	<ul style="list-style-type: none"> <li>❖ Safari based book reading.</li> <li>❖ Tour the Hall of African Wildlife.</li> </ul>	<ul style="list-style-type: none"> <li>❖ Personal reading of <i>Bill &amp; Pete Go Down the Nile</i>.</li> <li>❖ Create your own mini crocodile.</li> <li>❖ Tour the Hall of African Wildlife.</li> </ul>
Age 4 - 6	<ul style="list-style-type: none"> <li>❖ Tour our massive Paleontology hall.</li> <li>❖ Dig in to a mini dinosaur excavation.</li> </ul>	<ul style="list-style-type: none"> <li>❖ Tour of the Cockrell Butterfly Center.</li> <li>❖ Create your own butterfly life cycle.</li> </ul>	<ul style="list-style-type: none"> <li>❖ Take a trip through space in the Burke Baker Planetarium.</li> <li>❖ Make your own solar prints!</li> </ul>	<ul style="list-style-type: none"> <li>❖ Scout the Hall of African and Texas Wildlife.</li> <li>❖ Create UV beads.</li> </ul>	<ul style="list-style-type: none"> <li>❖ Embark on an adventure to the Hall of Egypt.</li> <li>❖ Create your own Egyptian Cartouche!</li> </ul>
Age 7 - 9	<ul style="list-style-type: none"> <li>❖ Tour our massive paleontology hall.</li> <li>❖ Make your very own dino cast.</li> </ul>	<ul style="list-style-type: none"> <li>❖ Create your own creepy crawly.</li> <li>❖ Embark on expedition to the Cockrell Butterfly Center.</li> </ul>	<ul style="list-style-type: none"> <li>❖ Engineer straw rockets of your very own.</li> <li>❖ Voyage to the moon and back in the Burke Baker Planetarium.</li> </ul>	<ul style="list-style-type: none"> <li>❖ Scout the Hall of African and Texas Wildlife.</li> <li>❖ Whip up your own slime with glow-in-the-dark slime!</li> </ul>	<ul style="list-style-type: none"> <li>❖ Learn and make your own mummy!</li> <li>❖ Embark on an adventure to the Hall of Egypt.</li> </ul>
Age 10 - 12	<ul style="list-style-type: none"> <li>❖ Tour our massive paleontology hall.</li> <li>❖ Examine real fossils.</li> <li>❖ Take home your very own fossil!</li> </ul>	<ul style="list-style-type: none"> <li>❖ Craft a mosaic out of real butterfly wings.</li> <li>❖ Tour the Cockrell Butterfly Center.</li> </ul>	<ul style="list-style-type: none"> <li>❖ Survive a tornado and fall into a blackhole in the Burke Baker Planetarium.</li> <li>❖ Craft an egg-lander in a friendly engineering competition.</li> </ul>	<ul style="list-style-type: none"> <li>❖ Tour the Halls of Texas and African wildlife.</li> <li>❖ Create a chromatography project.</li> </ul>	<ul style="list-style-type: none"> <li>❖ Create an Obelisk in a friendly engineering competition.</li> <li>❖ Tour the Hall of Egypt.</li> </ul>

Additional options to celebrate teenagers and adults can be found [here](#).

## To Book Your Party

- ❖ **We recommend booking your party at least 4 – 6 weeks in advance of your target party date.**
  - \* Changes to your party package can be made up to two weeks prior to the date of your party. Reservation Coordinators will be unable to make any changes after that time.
- ❖ **Keep in mind**
  - \* Some days and times are busier than others.
  - \* If choosing busier times, it may be much more challenging for your guests to get to your party. May we recommend: the earlier in the day, the better!
- ❖ **Reserve your party!**

To make an inquiry or find out more information


- Email [reservations@hmns.org](mailto:reservations@hmns.org)
- [Fill out this form on our website](#)
  - Please allow up to 3 business days for our staff to connect with you

### ❖ **Deposit**

- \* A deposit of half the cost of the party is required to reserve your date and time.
- \* The remaining balance will need to be paid at least 2 weeks in advance of your party date.

### ❖ **Refund Policy**

- \* There are no refunds on money put toward a birthday party.
- \* If you need to cancel for any reason, we will put any money you have put down on account to use as you choose within the HMNS system for up to a year after cancellation.



## We Provide

- ❖ Eco-friendly balloons (*Hermann park only*)
- ❖ Paper-covered tables
- ❖ Chairs for your party goers
- ❖ Complimentary passes for up to 2 cars in the museum parking garage
- ❖ Discounted parking for each of your guests' cars
- ❖ Cake knife and lighter
- ❖ We take care of clean-up, too!

## Finalizing

- ❖ Your party is not confirmed until the final payment is made up to 2 weeks in advance of your party date, so make sure to complete your booking!
- ❖ An email confirmation will be sent once the deposit is received.
  - Changes to your party package can be made up to two weeks prior to the date of your party. Reservation Coordinators will be unable to make any changes after that time.
- ❖ Invite your friends to celebrate with you!
  - Let them know how to get to the museum and options for parking [here](#) or a route-planning map [here](#).



# Party Room Set-Up

## The Party Rooms

- ❖ To acclimate yourself to the party space before you get to your party
  - \* Photos and specifications of our party spaces are available online or via email.
- ❖ The number of people allowed in your party space is limited by local fire code regulations.
  - \* If you are expecting more than your space can accommodate, we will have to limit the attendance for you or move to a larger space as available for a greater fee.
- ❖ The party staff will be present and available to help with set-up as well as clean-up for you!



## Don't Forget These

- ❖ Utensils, napkins, and plates
- ❖ Cake or cupcakes
- ❖ Candles
- ❖ Drinks (non-alcoholic)
- ❖ Gifts for the guest of honor!



## Leave These at Home

- ❖ Helium balloons.
- ❖ Alcoholic beverages.
- ❖ Heating appliances, such as crockpots or chaffing dishes.
- ❖ Smash cakes.
- ❖ Animals that are not certified (or in training) service animals.
- ❖ Confetti or glitter.
- ❖ Traditional piñatas, though pull-string piñatas are allowed.
- ❖ Wall-mounted decorations. **Nothing may be taped to any walls.**

**PARTY SMARTY**

## Parking Information

- ❖ A designated drop-off area is available for you to meet the party facilitators and hand-off party items.
  - \* For directions to the drop-off point, click [1250 Hermann Dr., Houston, Tx](#) on the day of your party.
  - \* You will be coming in the Loading Dock. There will be a gate. Security will buzz you in, and you can pull up to the drop-off sign. Your party facilitator will meet you there.
  - \* After dropping off items, you can continue to the museum garage to park.
- ❖ For directions to the museum garage, click [5880 Caroline St., Houston, Tx](#) on the day of your party.
  - \* A map can be found [on page 9](#) with label B for the museum garage, or other parking options listed in the area.
- ❖ Coupons for discounted parking rate in the museum garage will be provided for your guests.

We look forward to celebrating with you!



## Keep in mind

- ❖ The museum district is very busy on weekends, especially in the afternoons.
- ❖ Any holiday time will be a challenge for you and your guests to get to the museum district.
- ❖ Please look at multiple parking options for the day of your party in advance of that party date in case your first choice is full or otherwise unavailable.

For more information:

- Visit our [frequently asked questions](#) page
- Or
- Visit our webpage <https://www.hmns.org>



# Pre-Planning Party Tips

## Finalizing Your Party

- ❖ Your party is not confirmed until the final payment is made up to 2 weeks in advance of your party date, so make sure to complete your booking!
  - An email confirmation will be sent once the deposit is received.
  - Changes to your party package can be made up to two weeks prior to the date of your party. Reservation Coordinators will be unable to make any changes after that time.
- ❖ Invite your friends to celebrate with you!
  - Let them know how to get to the museum and options for parking [here](#) or a route-planning map [here](#).
- ❖ There are no refunds on money put toward a birthday party.
  - If you need to cancel for any reason, we will put any money you have put down on account to use within the HMNS system for up to a year after cancellation.



See below for an image of various parking options in the area.

## Map Labels

- A: Hermann Parking Lot  
Free 3-hour parking
- B: [HMNS Garage](#)**  
Paid Parking
- C: Centennial Garden Lot  
Free 3-hour parking
- D, E, F, G, H: Houston Zoo Lots  
Free 3-hour Parking
- Park Plaza Garage  
Paid parking
- Museum Medical Tower  
Paid parking





## Parking Information

- ❖ A designated drop-off area is available for you to meet the party facilitators and hand-off party items.
  - \* For directions to the drop-off point, click [1250 Hermann Dr., Houston, Tx](#) on the day of your party.
  - \* You will be coming in the Loading Dock. There will be a gate. Security will buzz you in, and you can pull up to the drop-off sign. Your party facilitator will meet you there.
  - \* After dropping off items, you can continue to the museum garage to park.
- ❖ For directions to the museum garage, click [5880 Caroline St., Houston, Tx](#) on the day of your party.
  - \* The map below shows label B for the museum garage with other parking options listed in the area.
- ❖ Coupons for discounted parking rate in the museum garage will be provided for your guests.



**PARTY SMARTY**

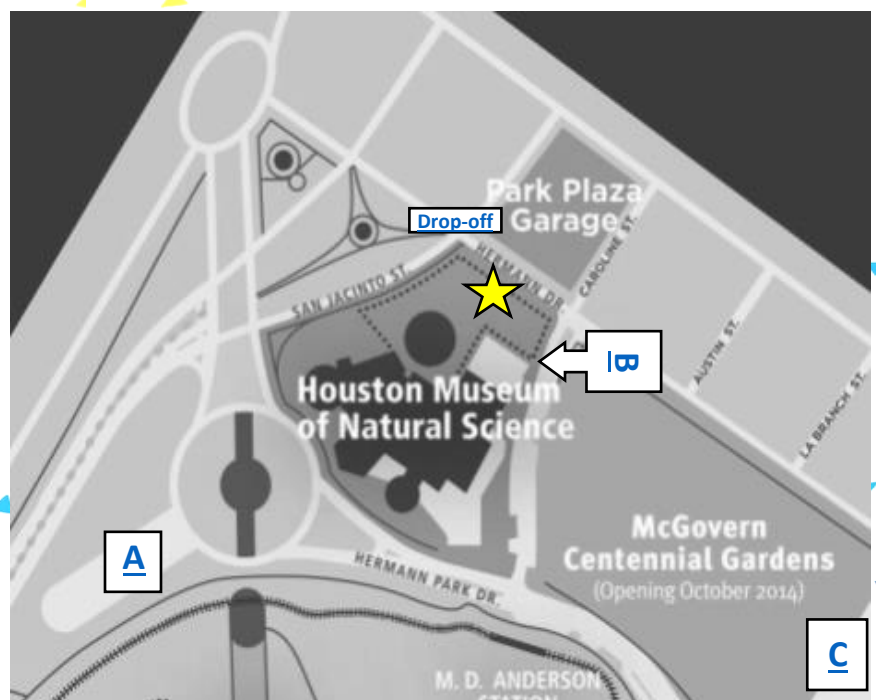
## Parking Options Map

### Drop-off Site




[Drop-off site](#) for the birthday party hosts!

- A [Hermann Parking Lot](#)  
Free 3 Hour parking
- B [HMNS Garage](#)  
2 comp passes; discount parking passes for guests
- C [Centennial Gardens](#)  
Free 3 Hour parking



# It's Party Time!

## Party Family Arrival



- ❖ Party families are invited to arrive in their party space 30 minutes before the allotted start time of the party to set up.
  - \* For your convenience, we recommend handing off your items for the party in the designated drop-off area with a party facilitator before you proceed to park.
- ❖ Your party facilitator will meet you at the drop-off area with a cart to help carry your items to the party space.
  - \* For directions to the drop-off point, click [1250 Hermann Dr., Houston, Tx](#) on the day of your party.
- ❖ Parking as available is recommended in our museum garage, labeled B on [this map](#).
- ❖ Your party facilitator will take you directly to your party space after parking, or you can follow the color-coded dinosaur footprints from the front entrance of the exhibit halls.
- ❖ Once inside the party space, please take a minute to discuss party details with your facilitator.
  - \* They want to discuss any concerns or ideas you have with you to make your party the best it can be!

## Guest Arrival

- ❖ Parking in the museum garage as available is highly recommended.
  - \* For more information about alternative parking options, click [here](#).
- ❖ Guests will arrive through the main entrance at the museum and proceed directly to the party space.
  - \* No extra tickets or box office stops needed.
- ❖ At the main entrance to the exhibits, they will be directed to the color-coded dinosaur footprints that will guide them to their party space.
- ❖ Guests will be given access to the [permanent exhibit halls](#).
- ❖ Coupons for discounted parking will be provided for guests' cars in the museum parking garage.



## Party Timeline

Your party's schedule can be more flexible or more structured based on the arrival times and needs of your party goers.

All parties will include the following:

- ❖ Time to gather your guests and visit at the beginning of the party
- ❖ Activity
- ❖ Tour or planetarium show
- ❖ Photo op with a great museum background to remember the special day!
- ❖ Any upgrades you have included
- ❖ Time for food/cake
- ❖ Clean-up by museum staff towards the end of your allotted party time



Reminder: you are allowed to arrive 30 minutes before the allotted start time of your party to set up!

## Post-Party Information

### Visit the Exhibits!

You and your guests are invited to walk through the museum permanent exhibit halls.

- ❖ Stickers will be handed out to each guest before the party ends that will act as your ticket for the day of the party.
- ❖ **Please note: 3 – 5pm party guests have the option to visit the exhibit halls before the party starts as there may not be time after the party ends.**

### Survey

A survey will be sent to you within 3 business days of your party

- ❖ If you would be willing to give 5 minutes of your time, it would help us continue to make our program better.



### Questions?

- ❖ Can I visit the museum before/after my party?
  - \* Yes! The price of your party includes admission to the permanent exhibit halls on the day of your party—a value of \$300 - \$750 depending on the size of your party.
- ❖ Are special exhibits included in the admission for my party?
  - \* No, but if you or your guests would like to visit those exhibits, tickets may be purchased at the box office.
- ❖ Do you provide a refrigerator/freezer for my party food?
  - \* We have limited space available for refrigerating/freezing food. It is recommended that you bring coolers for your food.
- ❖ Do my guests need proof to get access to my party?
  - \* They need only give the party name at the main entrance
- ❖ Don't see what you're looking for?
  - \* More questions can be found [here](#).